


Balance Point Control BV


Rental List






Index


Annular Bop's	Page	3
Ram type Bop's	page	3
Tandem boosters	Page	3
Hub Clamps	Page	3
Flange x Flange Adaptors	Page	3
Flange x Weco Adaptors / Thread connections	Page	4
Double studded Adaptors	page	5
Tie pieces, Cross blocks and Elbows	Page	5
Blind Flanges	Page	5
Pan cake Flanges	Page	6
Ram's for Type U Bop's	Page	6
Manual, Check and HCR gate Valve's	Page	7
Flanged Ball Valve's	Page	8
Manual and Positive Choke's	Page	8
Flanged Riser's	Page	8
Drilling Spools	Page	8
Test Flanges	Page	9
Test Mandrels and Drifts	Page	9
Choke Manifold	Page	9
Lift Plates	Page	10
Bop Control Units	Page	10
2" 1502 Pump Iron Equipment	Page	10
4" 602 Suction Equipment	Page	11
Kill Pumps	Page	11
Tanks	Page	11
Power Tongs and Tong Power Packs	Page	11



BPC ID Nr	Description
	Annular bop,s
BPC 21-010	13 5/8" 5m Cameron Type D Sphericalbop with 13 5/8" Bx 160 studded top and 13 5/8" 5m Bx 160 Hub bottom.
BPC 21-213	13 5/8" 5m Model 7082 Sphericalbop with 13 5/8" 5m Bx 160 studded top and 13 5/8" 5m Bx 160 flanged bottom.
BPC 21-011	11" 5m Model 7082 Sphericalbop with 11" 5m Rx54 studded top and 11" 10m Bx 158 flanged bottom.
BPC 21-012	11" 5m Model 7082 Sphericalbop with 11" 10m Bx158 studded top and 11" 10m Bx 158 flanged bottom. WP 5000 PSI
	Ram type Bop,s
BPC 21-013	13 5/8" 5m Cameron Type U Double ram bop. 13 5/8" 5m Bx 160 Hub top and bottom. C/w Four 4 1/16" 5m Rx 39 flanged outlets
BPC 21-014	13 5/8" 5m Cameron Type U Single ram bop c/w large bore bonnets and tandem boosters. 13 5/8" 5m Bx 160 flanged bottom and hub top. C/w two 4 1/16" 5m Rx 39 flanged outlets
BPC 21-015	11" 10m Model 6012 Double ram bop. 11" 10m Bx 158 flanged top and bottom. C/w Four 4 1/16" 10m Bx 155 flanged outlets
BPC 21-016	11" 10m Model 6012 Double ram bop. 11" 10m Bx 158 flanged top and bottom. C/w Four 4 1/16" 10m Bx 155 flanged outlets
BPC 21-017	11" 10m Model 6012 Double ram bop. 11" 10m Bx 158 flanged top and bottom. C/w Four 4 1/16" 10m Bx 155 flanged outlets
BPC 21-018	11" 10m Model 6012 Single ram bop c/w large bore bonnets and tandem boosters. 11" 10m Bx 158 flanged top and bottom. C/w Two 4 1/16" 10m Bx 155 flanged outlets
BPC 21-019	11" 10m Model 6012 Single ram bop c/w large bore bonnets and tandem boosters. 11" 10m Bx 158 flanged top and bottom. C/w Two 4 1/16" 10m Bx 155 flanged outlets
BPC 21-020	11" 10m Model 6012 Single ram bop. 11" 10m Bx 158 flanged top and bottom. C/w Two 4 1/16" 10m Bx 155 flanged outlets
BPC 21-021	11" 10m Model 6012 Single ram bop. 11" 10m Bx 158 flanged top and bottom. C/w Two 4 1/16" 10m Bx 155 flanged outlets



Tandem boosters	
BPC 21-022	Tandem boosters for 13 5/8" Bop
BPC 21-023	Tandem boosters for 11" Bop
BPC 21-024	Tandem boosters for 11" Bop
Hub clamps	
BPC 21-025	Clamp Number 13 for 13 5/8" 5m Hub connection
BPC 21-026	Clamp Number 13 for 13 5/8" 5m Hub connection
BPC 21-312	Clamp Number 13 for 13 5/8" 5m Hub connection
Flange x Flange adaptors	
BPC 21-027	Flanged adaptor 13 5/8" 5m Bx 160 flanged x 13 5/8" 3m Rx 57 flanged
BPC 21-028	Flanged adaptor 13 5/8" 5m Bx 160 flanged x 11" 5m Rx 54 flanged
BPC 21-029	Flanged adaptor 13 5/8" 5m Bx 160 flanged x 11" 5m Rx 54 flanged
BPC 21-030	Flanged adaptor 13 5/8" 5m Bx 160 flanged x 11" 3m Rx 53 flanged
BPC 21-031	Flanged adaptor 11" 10m Bx 158 flanged x 11" 5m Rx 54 flanged
BPC 21-032	Flanged adaptor 11" 10m Bx 158 flanged x 11" 5m Rx 54 flanged
BPC 21-033	Flanged adaptor 11" 10m Bx 158 flanged x 11" 3m Rx 53 flanged
BPC 21-034	Flanged adaptor 11" 10m Bx 158 flanged x 7 1/16" 10m Bx156 flanged
BPC 21-035	Flanged adaptor 11" 10m Bx 158 flanged x 7 1/16" 10m Bx156 flanged
BPC 21-036	Flanged adaptor 11" 10m Bx 158 flanged x 7 1/16" 5m Rx 46 flanged
BPC 21-037	Flanged adaptor 11" 10m Bx 158 flanged x 7 1/16" 3m Rx 45 flanged
BPC 21-038	Flanged adaptor 4 1/16" 10m Bx 155 flanged x 3 1/16" 10m Bx 154 flanged
BPC 21-039	Flanged adaptor 4 1/16" 10m Bx 155 flanged x 3 1/16" 10m Bx 154 flanged
BPC 21-306	Flanged adaptor 7 1/16" 5m Rx 46 flanged x 150 DIN
BPC 21-314	Flanged adaptor 13 5/8" 10m Bx 159 flanged x 11" 10m Rx 54 flanged
BPC 21-315	Flanged adaptor 13 5/8" 10m Bx 159 flanged x 13 5/8" 5m Bx 160 flanged
Flange x Weco adaptors / Thread connections	
BPC 21-040	Flanged adaptor 4 1/16" 10m Bx 155 flanged x 3" 1502 weco Female
BPC 21-041	Flanged adaptor 3 1/16" 10m Bx 154 flanged x 3" 1502 weco Female
BPC 21-042	Flanged adaptor 3 1/16" 10m Bx 154 flanged x 3" 1502 weco Female
BPC 21-043	Flanged adaptor 3 1/16" 10m Bx 154 flanged x 3" 1502 weco Female
BPC 21-044	Flanged adaptor 2 1/16" 10m Bx 152 flanged x 2" 1502 weco Female
BPC 21-045	Flanged adaptor 2 1/16" 10m Bx 152 flanged x 2" 1502 weco Female
BPC 21-046	Flanged adaptor 2 1/16" 10m Bx 152 flanged x 2" 1502 weco Female




BPC 21-047	Flanged adaptor 2 1/16" 10m Bx 152 flanged x 2" 1502 weco Female
BPC 21-048	Flanged adaptor 2 1/16" 10m Bx 152 flanged x 2" 1502 weco Female
BPC 21-049	Flanged adaptor 2 1/16" 10m Bx 152 flanged x 2" 1502 weco Female
BPC 21-050	Flanged adaptor 2 1/16" 5m Rx 24 flanged x 2" 1502 weco Female
BPC 21-246	Flanged adaptor 2 1/16" 10m Bx 152 flanged x 2" 1502 weco Female
BPC 21-247	Flanged adaptor 2 1/16" 10m Bx 152 flanged x 2" 1502 weco Female
BPC 21-248	Flanged adaptor 2 1/16" 10m Bx 152 flanged x 2" 1502 weco Female
BPC 21-249	Flanged adaptor 2 1/16" 10m Bx 152 flanged x 2" 1502 weco Female
BPC 21-250	Flanged adaptor 2 1/16" 10m Bx 152 flanged x 2" 1502 weco Female
BPC 21-251	Flanged adaptor 2 1/16" 10m Bx 152 flanged x 2" 1502 weco Female
BPC 21-252	Flanged adaptor 2 1/16" 10m Bx 152 flanged x 2" 1502 weco Female
BPC 21-253	Flanged adaptor 2 1/16" 10m Bx 152 flanged x 2" 1502 weco Female
BPC 21-238	Flange adaptor 4 1/16" 10m x 4 1/2" EU box. 4" bore
BPC 21-239	Flange adaptor 4 1/16" 10m x 4 1/2" EU box. 4" bore
BPC 21-240	Flange adaptor 4 1/16" 10m x 4 1/2" EU box. 4" bore
BPC 21-241	Flange adaptor 4 1/16" 10m x 4 1/2" EU box. 4" bore
BPC 21-242	Blind plug 4 1/2" EU
BPC 21-243	Blind plug 4 1/2" EU
BPC 21-244	Blind plug 4 1/2" EU
BPC 21-245	Blind plug 4 1/2" EU
BPC 21-254	Flange adaptor 4 1/16" 10m x 4 1/2 IF Pin 3 1/8" bore
BPC 21-255	Flange adaptor 4 1/16" 10m x 4 1/2 IF Pin 3 1/8" bore
BPC 21-256	Flange adaptor 4 1/16" 10m x 4 1/2 IF Pin 3 1/8" bore
BPC 21-257	Flange adaptor 4 1/16" 10m x 4 1/2 IF Pin 3 1/8" bore
BPC 21-266	Flange adaptor 4 1/16" 10m x 4 1/2" New Vam Pin
BPC 21-268	Flange adaptor 7 1/16" 5m x 3" 1502 weco female
BPC 21-269	Flange adaptor 7 1/16" 5m x 7" New Vam pin
BPC 21-301	Flange adaptor 4 1/16" 3m x 2" 1502 weco female
BPC 21-308	Flange adaptor 4 1/16" 5m x 4" 602 weco female
BPC 21-311	Flange adaptor 7 1/16" 5m x 7" New Vam pin
BPC 21-316	Flange adaptor 4 1/16" 10m x 4 1/2" New Vam Pin
BPC 21-326	Flange adaptor 4 1/16" 10m x 3 1/2" New Vam Pin
	Double Studded Adaptors
BPC 21-051	DSA 4 1/16" 10m Bx 155 studded x 4 1/16" 5m Rx 39 studded
BPC 21-052	DSA 4 1/16" 10m Bx 155 studded x 3 1/16" 10m Bx 154 studded
BPC 21-053	DSA 4 1/16" 5m Rx 39 studded x 3 1/16" 10m Bx 154 studded




BPC 21-054	DSA 4 1/16" 5m Rx 39 studded x 3 1/16" 10m Bx 154 studded
BPC 21-055	DSA 4 1/16" 5m Rx 39 studded x 2 1/16" 10m Bx 152 studded
BPC 21-056	DSA 4 1/16" 10m Bx 155 studded x 2 1/16" 10m Bx 152 studded
BPC 21-057	DSA 4 1/16" 10m Bx 155 studded x 2 1/16" 10m Bx 152 studded
BPC 21-058	DSA 4 1/16" 10m Bx 155 studded x 2 1/16" 10m Bx 152 studded
BPC 21-059	DSA 4 1/16" 10m Bx 155 studded x 2 1/16" 10m Bx 152 studded
BPC 21-060	DSA 4 1/16" 10m Bx 155 studded x 2 1/16" 10m Bx 152 studded
BPC 21-061	DSA 4 1/16" 10m Bx 155 studded x 2 1/16" 10m Bx 152 studded
BPC 21-302	DSA 7 1/16" 5m Rx 46 studded x 7 1/16" 5m Rx 46 studded c/w 1/2" npt poort
BPC 21-303	DSA 7 1/16" 5m Rx 46 studded x 7 1/16" 5m Rx 46 studded c/w 1/2" npt poort
	Tie pieces , Cross blocks and Elbows
BPC 21-062	Tee 2 1/16" 10m Bx 152 Flanged
BPC 21-063	Elbow 2 1/16" 10m Bx 152 Flanged
BPC 21-064	Elbow 2 1/16" 10m Bx 152 Flanged
BPC 21-211	Elbow 4 1/16" 5m Rx 39 flanged
BPC 21-212	Elbow 4 1/16" 5m Rx 39 flanged
BPC 21-214	Elbow 4 1/16" 5m Rx 39 studded x 2 1/16" 10m studded
BPC 21-215	Elbow 4 1/16" 5m Rx 39 studded x 3 1/16" 10m studded
BPC 21-234	Cross block 4 way 2x 4 1/16" 10m 2x 2 1/16" 10m
BPC 21-235	Cross block 4 way 2x 4 1/16" 10m 2x 2 1/16" 10m
BPC 21-236	Cross block 4 way 2x 4 1/16" 10m 2x 2 1/16" 10m
BPC 21-237	Cross block 4 way 2x 4 1/16" 10m 2x 2 1/16" 10m
	Blind Flanges
BPC 21-065	Blind flange 4 1/16" 10m Bx 155
BPC 21-066	Blind flange 4 1/16" 10m Bx 155
BPC 21-067	Blind flange 4 1/16" 10m Bx 155
BPC 21-068	Blind flange 4 1/16" 10m Bx 155
BPC 21-069	Blind flange 4 1/16" 10m Bx 155
BPC 21-070	Blind flange 4 1/16" 10m Bx 155
BPC 21-071	Blind flange 4 1/16" 10m Bx 155
BPC 21-072	Blind flange 4 1/16" 10m Bx 155
BPC 21-073	Blind flange 4 1/16" 10m Bx 155
BPC 21-074	Blind flange 4 1/16" 10m Bx 155
BPC 21-075	Blind flange 4 1/16" 10m Bx 155
BPC 21-076	Blind flange 4 1/16" 10m Bx 155




BPC 21-077	Blind flange 4 1/16" 10m Bx 155
BPC 21-078	Blind flange 4 1/16" 10m Bx 155
BPC 21-079	Blind flange 4 1/16" 10m Bx 155
BPC 21-080	Blind flange 4 1/16" 10m Bx 155
BPC 21-081	Blind flange 4 1/16" 10m Bx 155
BPC 21-082	Blind flange 4 1/16" 10m Bx 155
BPC 21-083	Blind flange 4 1/16" 10m Bx 155
BPC 21-084	Blind flange 4 1/16" 10m Bx 155
BPC 21-085	Blind flange 4 1/16" 5m Rx 39
BPC 21-086	Blind flange 4 1/16" 5m Rx 39
BPC 21-087	Blind flange 4 1/16" 5m Rx 39
BPC 21-088	Blind flange 4 1/16" 5m Rx 39
BPC 21-089	Blind flange 4 1/16" 5m Rx 39
BPC 21-090	Blind flange 4 1/16" 5m Rx 39
BPC 21-216	Blind flange 4 1/16" 5m Rx 39
BPC 21-217	Blind flange 4 1/16" 5m Rx 39
	Pan Cake Flanges
BPC 21-091	Pancake flange 11" 10m Bx 158 8" thick and OD 43"
BPC 21-092	Pancake flange 2 1/16" 10m Bx 152 c/w 1/2" Npt test hole
BPC 21-093	Pancake flange 2 1/16" 10m Bx 152 c/w 1/2" Npt test hole
BPC 21-094	Pancake flange 2 1/16" 10m Bx 152 c/w 1/2" Npt test hole
BPC 21-095	Pancake flange 2 1/16" 10m Bx 152 c/w 1/2" Npt test hole
BPC 21-096	Pancake flange 2 1/16" 10m Bx 152 c/w 1/2" Npt test hole
BPC 21-097	Pancake flange 2 1/16" 10m Bx 152 c/w 1/2" Npt test hole
BPC 21-098	Pancake flange 2 1/16" 10m Bx 152 c/w 1/2" Npt test hole
	Ram,s for Type U Bop,s
BPC 21-099	Rams Blind shear rams for 13 5/8" serie 6012
BPC 21-100	Rams Blind for 13 5/8" serie 6012
BPC 21-101	Rams VBR rams 2 7/8" - 5" for 13 5/8" serie 6012
BPC 21-102	Rams VBR rams 2 7/8" - 5" for 13 5/8" serie 6012
BPC 21-103	Rams VBR rams 4 1/2" - 7" for 13 5/8" serie 6012
BPC 21-104	Rams VBR rams 4 1/2" - 7" for 13 5/8" serie 6012
BPC 21-105	Rams 3 1/2" Pipe rams for 13 5/8" serie 6012
BPC 21-106	Rams 4 1/2" Pipe rams for 13 5/8" serie 6012
BPC 21-107	Rams 5" Pipe rams for 13 5/8" serie 6012




BPC 21-108	Rams Blind shear rams for 11" serie 6012
BPC 21-109	Rams Blind shear rams for 11" serie 6012
BPC 21-110	Rams Blind rams for 11" serie 6012
BPC 21-111	Rams VBR rams 2 7/8" - 5" for 11" serie 6012
BPC 21-112	Rams VBR rams 2 7/8" - 5" for 11" serie 6012
BPC 21-113	Rams VBR rams 2 7/8" - 5" for 11" serie 6012
BPC 21-114	Rams VBR rams 2 7/8" - 5" for 11" serie 6012
BPC 21-115	Rams 2 7/8" Long lug pipe rams for 11" serie 6012
BPC 21-116	Rams 2 7/8" Long lug pipe rams for 11" serie 6012
BPC 21-117	Rams 2 7/8" Long lug pipe rams for 11" serie 6012
BPC 21-118	Rams 2 7/8" Long lug pipe rams for 11" serie 6012
BPC 21-119	Rams 3 1/2" Long lug pipe rams for 11" serie 6012
BPC 21-120	Rams 3 1/2" Long lug pipe rams for 11" serie 6012
BPC 21-121	Rams 3 1/2" Long lug pipe rams for 11" serie 6012
BPC 21-122	Rams 3 1/2" Long lug pipe rams for 11" serie 6012
BPC 21-123	Rams 4 1/2" Pipe rams for 11" serie 6012
BPC 21-124	Rams 4 1/2" Pipe rams for 11" serie 6012
BPC 21-125	Rams 4 1/2" Pipe rams for 11" serie 6012
BPC 21-126	Rams 4 1/2" Pipe rams for 11" serie 6012
BPC 21-127	Rams 5" Pipe rams for 11" serie 6012
BPC 21-128	Rams 5" Pipe rams for 11" serie 6012
BPC 21-129	Rams 5" Pipe rams for 11" serie 6012
BPC 21-130	Rams 5" Pipe rams for 11" serie 6012
BPC 21-131	Rams 7" Pipe rams for 11" serie 6012
BPC 21-132	Rams 7" Pipe rams for 11" serie 6012
BPC 21-133	Rams 7" Pipe rams for 11" serie 6012
BPC 21-134	Rams 7" Pipe rams for 11" serie 6012
BPC 21-279	Rams Dual 4 1/2" x 4 1/2" pipe rams for 13" serie 6012
BPC 21-280	Rams 6 5/8" Pipe rams for 11" serie 6012
BPC 21-281	Rams 6 5/8" Pipe rams for 11" serie 6012
BPC 21-283	Rams VBR rams 2 7/8" - 5" for 11" serie 6012
BPC 21-284	Rams VBR rams 2 7/8" - 5" for 11" serie 6012
BPC 21-288	5" Punch packers for 11" serie 6012
BPC 21-289	6 5/8" Punch packers for 11" serie 6012
BPC 21-290	3 1/2" Punch packers for 11" serie 6012
BPC 21-291	4 1/2" Punch packers for 11" serie 6012
BPC 21-293	7 5/8" Punch packers for 11" serie 6012




BPC 21-294	3 ½" Punch packers for 11" serie 6012 for flat bottom rams
BPC 21-295	5" Punch packers for 13 5/8" ram bop
BPC 21-296	4 ½" Punch packers for 13 5/8" ram bop
BPC 21-297	4" Punch packers for 13 5/8" ram bop
BPC 21-298	7" Punch packers for 13 5/8" ram bop
BPC 21-299	7 5/8" Punch packers for 13 5/8" ram bop
BPC 21-307	5 1/2" Punch packers for 11" serie 6012
	Manual , Check and HCR Gate Valve,s
BPC 21-135	Valves 4 1/16" 10m Bx 155 manual gate valve
BPC 21-136	Valves 4 1/16" 10m Bx 155 manual gate valve
BPC 21-137	Valves 3 1/16" 10m Bx 154 manual gate valve
BPC 21-138	Valves 3 1/16" 10m Bx 154 manual gate valve
BPC 21-139	Valves 3 1/16" 10m Bx 154 manual gate valve
BPC 21-140	Valves 3 1/16" 10m Bx 154 manual gate valve
BPC 21-141	Valves 3 1/16" 10m Bx 154 HCR gate valve
BPC 21-142	Valves 3 1/16" 10m Bx 154 HCR gate valve
BPC 21-143	Valves 3 1/16" 10m Bx 154 HCR gate valve
BPC 21-144	Valves 2 1/16" 10m Bx 152 Check valve
BPC 21-145	Valves 2 1/16" 10m Bx 152 Check valve
BPC 21-146	Valves 2 1/16" 10m Bx 152 Manual gate valve
BPC 21-147	Valves 2 1/16" 10m Bx 152 Manual gate valve
BPC 21-148	Valves 2 1/16" 10m Bx 152 Manual gate valve
BPC 21-149	Valves 2 1/16" 10m Bx 152 Manual gate valve
BPC 21-150	Valves 2 1/16" 10m Bx 152 Manual gate valve
BPC 21-151	Valves 2 1/16" 10m Bx 152 Manual gate valve
BPC 21-152	Valves 2 1/16" 10m Bx 152 Manual gate valve
BPC 21-153	Valves 2 1/16" 10m Bx 152 Manual gate valve
BPC 21-154	Valves 2 1/16" 10m Bx 152 Manual gate valve
BPC 21-155	Valves 2 1/16" 10m Bx 152 Manual gate valve
BPC 21-156	Valves 2 1/16" 10m Bx 152 Manual gate valve
BPC 21-157	Valves 2 1/16" 10m Bx 152 Manual gate valve
BPC 21-158	Valves 2 1/16" 10m Bx 152 Manual gate valve
BPC 21-218	Valves 4 1/16" 10m Bx 155 manual gate valve
BPC 21-219	Valves 4 1/16" 10m Bx 155 manual gate valve
BPC 21-220	Valves 4 1/16" 10m Bx 155 manual gate valve
BPC 21-221	Valves 4 1/16" 10m Bx 155 manual gate valve




BPC 21-222	Valves 4 1/16" 10m Bx 155 manual gate valve
BPC 21-223	Valves 4 1/16" 10m Bx 155 manual gate valve
BPC 21-224	Valves 4 1/16" 10m Bx 155 manual gate valve
BPC 21-225	Valves 4 1/16" 10m Bx 155 manual gate valve
BPC 21-226	Valves 2 1/16" 10m Bx 152 manual gate valve
BPC 21-227	Valves 2 1/16" 10m Bx 152 manual gate valve
BPC 21-228	Valves 2 1/16" 10m Bx 152 manual gate valve
BPC 21-229	Valves 2 1/16" 10m Bx 152 manual gate valve
BPC 21-230	Valves 2 1/16" 10m Bx 152 manual gate valve
BPC 21-231	Valves 2 1/16" 10m Bx 152 manual gate valve
BPC 21-232	Valves 2 1/16" 10m Bx 152 manual gate valve
BPC 21-233	Valves 2 1/16" 10m Bx 152 manual gate valve
BPC 21-285	Valves 7 1/16" 5m Rx 46 manual gate valve 7 1/16" bore
BPC 21-286	Valves 7 1/16" 5m Rx 46 manual gate valve 7 1/16" bore
	Flanged Ball Valve,s
BPC 21-159	Valve Ball 2 1/16" 10m 1 1/2" bore c/w Danfoss actuator
BPC 21-160	Valve Ball 2 1/16" 10m 1 1/2" bore c/w Danfoss actuator
BPC 21-161	Valve Ball 2 1/16" 10m 1 1/2" bore c/w Danfoss actuator
BPC 21-162	Valve Ball 2 1/16" 10m 1 1/2" bore
BPC 21-163	Valve Ball 2 1/16" 10m 1 1/2" bore
	Manual and Positive Choke,s
BPC 21-164	Choke 2 1/16" 10m Bx 152 Manual adjustable choke Flanged
BPC 21-165	Choke 2 1/16" 10m Bx 152 Manual adjustable choke Flanged
BPC 21-166	Choke 2 1/16" 10m Bx 152 Positive choke Flanged
	Flanged Riser,s
BPC 21-167	Spacer spool 13 5/8" 5m Bx 160 flanged 3 Ft long
BPC 21-168	Spacer spool 11" 10m Bx 158 flanged 5 Ft long
BPC 21-169	Spacer spool 11" 10m Bx 158 flanged 5 Ft long
BPC 21-170	Spacer spool 11" 10m Bx 158 flanged 3 Ft long
BPC 21-171	Spacer spool 11" 10m Bx 158 flanged 3 Ft long
BPC 21-172	Spacer spool 2 1/16" 10m Bx 152 Flanged 80" Long (2032mm)
BPC 21-173	Spacer spool 2 1/16" 10m Bx 152 Flanged 60" Long (1524mm)
BPC 21-174	Spacer spool 2 1/16" 10m Bx 152 Flanged 57" Long (1448mm)
BPC 21-175	Spacer spool 2 1/16" 10m Bx 152 Flanged 57" Long (1448mm)




BPC 21-265	Spacer spool 2 1/16" 10m Bx 152 Flanged 24.80" Long (630mm)
	Drilling Spools
BPC 21-176	Drilling spool 13 5/8" 5m Bx 160 flanged top and bottom c/w two 4 1/16" 5m Rx 39 flanged outlets. 24" Long
BPC 21-177	Drilling spool 11" 10m Bx 158 flanged top and bottom c/w two 4 1/16" 10m Bx 155 flanged outlets.
BPC 21-309	Drilling spool 7 1/16" 5m Rx 46 flanged top and bottom c/w two 4 1/16" 5m Rx 39 Studded outlets.(Non DNV)
	Test Flanges
BPC 21-178	Test Flange 11" 10m Bx 158 c/w 1/2" Npt test hole.
	Test mandrel,s and drifts
BPC 21-179	Test mandrel 2 7/8" x 162" long
BPC 21-180	Test mandrel 3 1/2" x 162" long
BPC 21-181	Test mandrel 4 1/2" x 162" long
BPC 21-182	Test mandrel 5" x 162" long
BPC 21-183	Test mandrel 7" x 162" long
BPC 21-261	Drift for 13 5/8"
BPC 21-262	Drift for 11"
BPC 21-263	Drift for 7 1/16"
BPC 21-264	Drift for 4 1/16"
BPC 21-282	Test Mandrel for 4 1/2" Dual rams
BPC 21-292	Test Mandrel 5" Short
BPC 21-310	Test Mandrel 6 5/8" Short
	Choke Manifold
BPC 21-184	Choke manifold 3 1/16" 10m Skid mounted
BPC 21-185	Valves 3 1/16" 10m Bx 154 manual gate valve
BPC 21-186	Valves 3 1/16" 10m Bx 154 manual gate valve
BPC 21-187	Valves 3 1/16" 10m Bx 154 manual gate valve
BPC 21-188	Valves 3 1/16" 10m Bx 154 manual gate valve
BPC 21-189	Valves 3 1/16" 10m Bx 154 manual gate valve
BPC 21-190	Valves 3 1/16" 10m Bx 154 manual gate valve
BPC 21-191	Valves 3 1/16" 10m Bx 154 manual gate valve




BPC 21-192	Valves 3 1/16" 10m Bx 154 manual gate valve
BPC 21-193	Valves 3 1/16" 10m Bx 154 manual gate valve
BPC 21-194	Valves 2 1/16" 10m Bx 152 manual gate valve
BPC 21-195	Choke 3 1/16" 10m Bx 154 Manual adjustable choke
BPC 21-196	Choke 3 1/16" 10m Bx 154 Hydraulic operated choke
BPC 21-198	Cross block 5 way 1x 2 1/16" 10m Bx 152 studded 4x 3 1/16" 10m Bx 154 studded
BPC 21-199	Cross block 3 way 3x 2 1/16" 10m Bx 152 studded
BPC 21-200	Flanged adaptor 3 1/16" 10m Bx 154 flanged x 3" 1502 weco Female
BPC 21-201	Flanged adaptor 3 1/16" 10m Bx 154 flanged x 3" 1502 weco Female
BPC 21-202	Flanged adaptor 3 1/16" 10m Bx 154 flanged x 3" 1502 weco Female
BPC 21-203	Flanged adaptor 3 1/16" 10m Bx 154 flanged x 3" 1502 weco Female
BPC 21-204	Flanged adaptor 2 1/16" 10m Bx 152 flanged x 2" 1502 weco Female
BPC 21-205	Blind flange 3 1/16" 10m Bx 154 (Fluid cushion Target)
BPC 21-206	Blind flange 3 1/16" 10m Bx 154 (Fluid cushion Target)
BPC 21-207	Spacer spool 3 1/16" 10m Bx 154 Flanged 15 1/4" Long
BPC 21-208	Spacer spool 3 1/16" 10m Bx 154 Flanged 18 1/2" Long
BPC 21-209	Pressure Gauge 2 1/16" 10m Bx 152 flange x Intergral pressure gauge 0 - 15000 Psi
BPC 21-210	Buffer tank c/w 8x 3 1/16" 10m Bx 154 flanged connections
BPC 21-197	Choke operator console
	2 1/16" 5m Choke Manifold (Non DNV)
BPC 21-325	Choke manifold 2 1/16" 5m Skid mounted
BPC 21-270	2 1/16" 5m Manual choke
BPC 21-271	2 1/16" 5m Manual choke
BPC 21-272	Flange adaptor 2 1/16" 5m x 2" 1502 weco female
BPC 21-273	Flange adaptor 2 1/16" 5m x 2" 1502 weco female
BPC 21-274	Flange adaptor 2 1/16" 5m x 2" 1502 weco female
BPC 21-275	Flange adaptor 2 1/16" 5m x 2" 1502 weco female
BPC 21-276	Flange adaptor 2 1/16" 5m x 2" 1502 weco female
BPC 21-277	Flange adaptor 2 1/16" 5m x 2" 1502 weco female
BPC 21-278	Flange adaptor 2 1/16" 5m x 2" 1502 weco female
BPC 21-317	Valves 2 1/16" 5m Rx 24 Manual gate valve
BPC 21-318	Valves 2 1/16" 5m Rx 24 Manual gate valve
BPC 21-319	Valves 2 1/16" 5m Rx 24 Manual gate valve
BPC 21-320	Valves 2 1/16" 5m Rx 24 Manual gate valve
BPC 21-321	Valves 2 1/16" 5m Rx 24 Manual gate valve



BPC 21-322	Valves 2 1/16" 5m Rx 24 Manual gate valve
	Lift plates
BPC 21-258	Lift plate 25 ton 11" 5m
BPC 21-259	Lift plate 25 ton 11" 10m
BPC 21-260	Lift plate 25 ton 13 5/8" 5m
BPC 21-267	Triangel lift plate for heads lift 11" bop
BPC 21-304	Lift plate 12.5 ton 7 1/16" 5m
BPC 21-305	Lift plate 12.5 ton 7 1/16" 5m
BPC 21-323	Lift plate for 7 1/16" locking screws
BPC 21-324	Lift plate for 7 1/16" locking screws
BPC 21-327	Lift plate for 11" locking screws
BPC 21-328	Lift plate for 11" locking screws
	Bop Control Units
BPC 01-21	24 x 11 gallon 8 function 1x electric driven pump 1x hydraulic driven pump. 2 remote panel connections
BPC 02-21	20 x 11 gallon 6 function 1 x electric driven pump 2 x air driven pump. 1 remote panel connection.
BPC 03-21	8 x 50 ltr 5 function 2 x air driven pump. 1 remote panel connection.
	Remote panel c/w 150ft airbundle
BPC 01-121	6 x 11 Gallon Bottle rack
BPC 02-121	6 x 11 Gallon Bottle rack
BPC 04-21	16 x 50 Ltr 8 function 1x electric driven pump 1x Air driven pump 2 remote panel connections Zone I unit.
	2" 1502 Pump iron Equipment
BPC 150	7.5 ft straight joints
BPC 150	4 ft straight joints
BPC 152	2" x 2" Plug valve
BPC 161	2" x 1" Plug valve
BPC 158	Male x Male cross-over
BPC 162	Female x Female cross-over
BPC 160	Check valve
BPC 156	Swivel style 50
BPC 155	Elbow
BPC 160	Reset relief valve



BPC 159	Male test cap
BPC 159	Female test cap
BPC 153	T piece
BPC 160	Manual choke
BPC 08-02F	Flow meter
BPC 08-05F	Flow meter
BPC 08-13F	Flow meter
	4" 602 Suction Equipment
BPC 33	Butterfly valve
BPC 33	Elbow
BPC 33	T piece
BPC 33	Male x Male cross-over
BPC 33	Female x Female cross-over
BPC 33	Inline filter (Duplex) 3mm and 6mm screen
BPC 33	Hoses +/- 5 mtr long
BPC 33	Diagram Pump 35 m3/hour.c/w skid
BPC 08-14	5" x 4" x 14" Centrifugal pump with 30 Kw electric motor skid mounted
BPC 08-15	5" x 4" x 14" Centrifugal pump with 30 Kw electric motor skid mounted
BPC 08-16	5" x 4" x 14" Centrifugal pump with 30 Kw electric motor skid mounted
BPC 08-20	5" x 4" x 14" Centrifugal pump with 30 Kw electric motor skid mounted
BPC 08-21	5" x 4" x 14" Centrifugal pump with 30 Kw electric motor skid mounted
BPC 08-22	5" x 4" x 14" Centrifugal pump with 30 Kw electric motor skid mounted
BPC 08-23	5" x 4" x 14" Centrifugal pump with 30 Kw electric motor skid mounted
BPC 08-01	6" x 5" x 14" Centrifugal pump with 18.5 Kw electric motor c/w inlet and outlet manifold skid mounted
	Kill Pumps
BPC 08-02	Serva 3 1/2" plunger pump with 3406 cat engine skid mounted
BPC 08-05	Serva 4 1/2" plunger pump with 3406 cat engine skid mounted zone II
BPC 08-13	Serva 4 1/2" plunger pump with C15 cat engine skid mounted
BPC 08-24	SPM 600 4" Plunjer pump with C15 cat engine skid mounted zone II
	Tanks
BPC 04-50	5 m3 Trip / Mix tank.
BPC 08-03	3 compartment (ea 5 m3) active / mix tank c/w Poorboy.



BPC 08-07	30 m3 Store tank
BPC 08-08	40 m3 Store tank
BPC 08-09	3 compartment (ea 5 m3) active / mix tank c/w Poorboy.
BPC 08-10	3 compartment (ea 5 m3) active / mix tank c/w Poorboy.
BPC 08-04	4 m3 Mix tank c/w electric driven centrifugal pump.
	Hoppers
BPC 08-31	2" Hopper table with 4" 602 weco connections
BPC 08-32	4" Hopper table with 4" 602 weco connections
	Power Tongs
BPC 55-10	Electric driven power pack 0-210 bar WP and 95 – 138 ltr/min
BPC 55-11	Electric driven power pack 0-210 bar WP and 95 – 138 ltr/min
BPC 55-12	Electric driven power pack 0-210 bar WP and 95 – 138 ltr/min
BPC 55-05	5 ½" Drill pipe power tong c/w backup tong.25000 ft/lbs
BPC 55-06	5 ½" Drill pipe power tong c/w backup tong.25000 ft/lbs
BPC 55-04	8 5/8" Drill pipe power tong c/w backup tong.85000 ft/lbs
BPC 55-08	8 5/8" Drill pipe power tong c/w backup tong.85000 ft/lbs
BPC 55-07	10 ¾" casing power tong c/w backup tong.40000 ft/lbs
BPC 55-09	10 ¾" casing power tong c/w backup tong.40000 ft/lbs
BPC 55-15	8 1/2" Drill pipe Floorhand c/w spinner.70000 ft/lbs(c/w remote control panel)
BPC 55-16	8 1/2" Drill pipe Floorhand c/w spinner.70000 ft/lbs(c/w remote control panel)